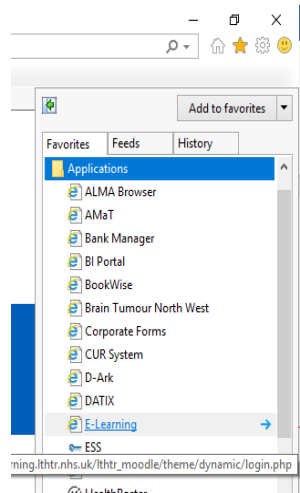


Enterprise Wide Applications



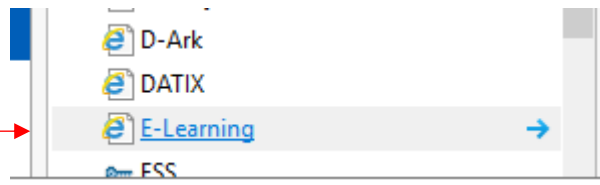
Clinical Applications Training & Support

Doctors QuadraMed eLearning access Guide



Step 1: Click on E-Learning from the Internet Explorer Favourites Section

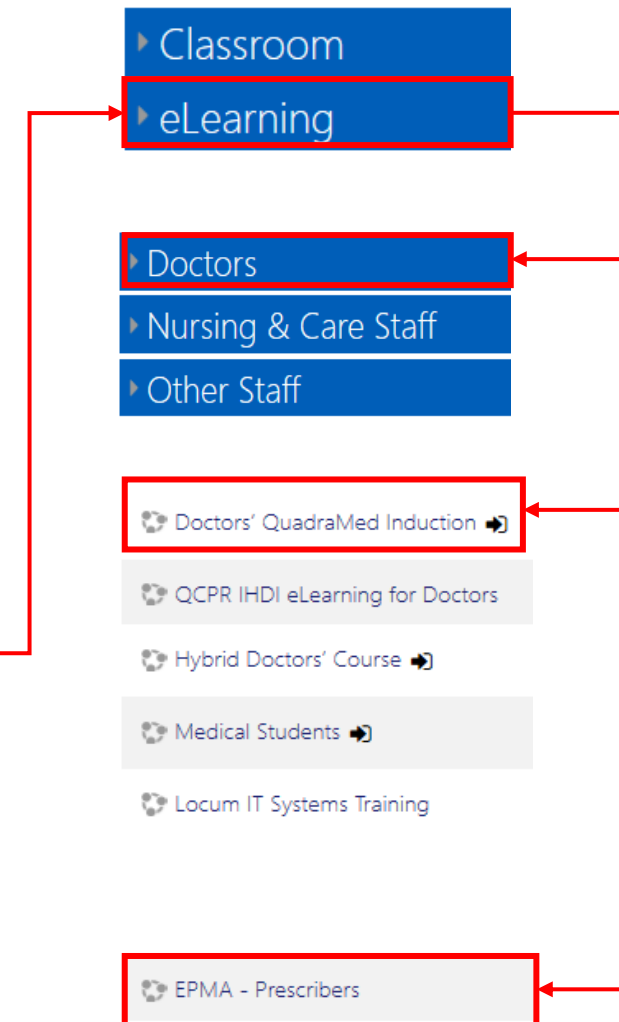
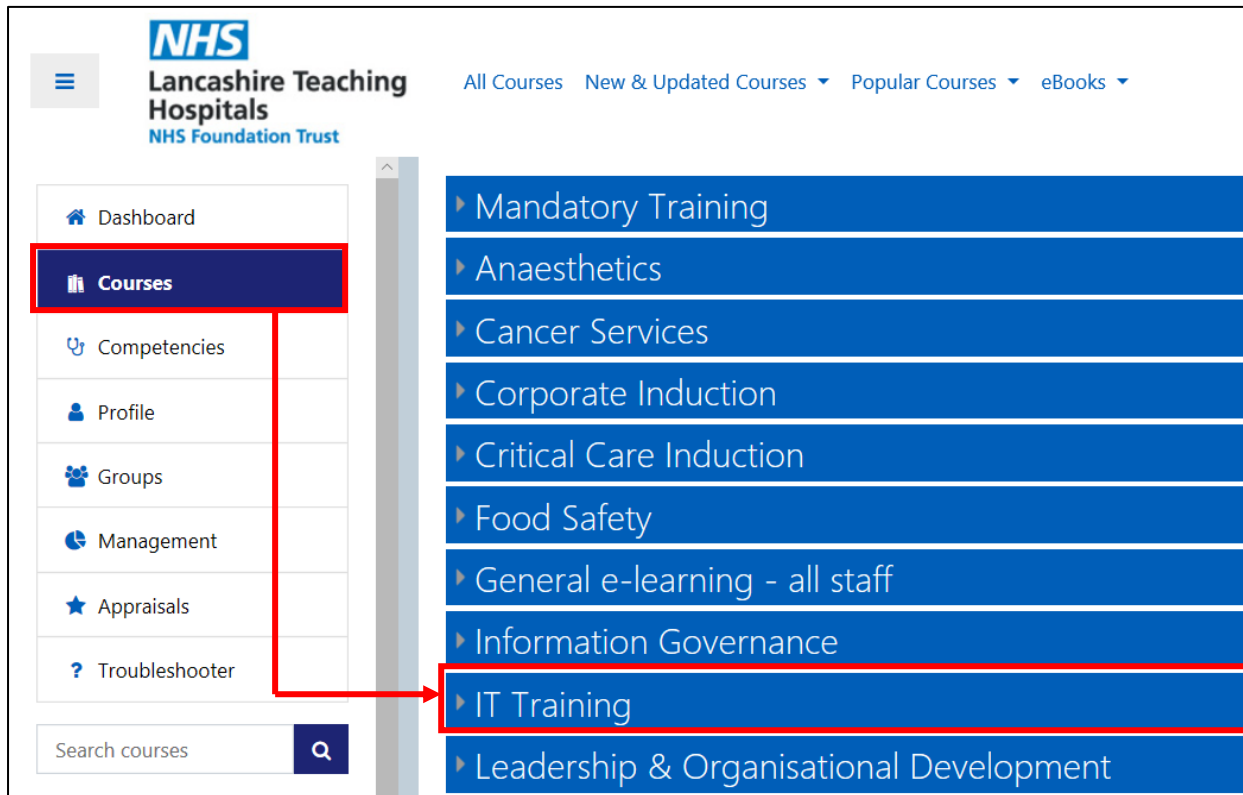
(Direct link: <https://elearning.lthtr.nhs.uk> which is also accessible from home)



Step 2: Login using your Trust Windows Username and Password

A login form with a white background and a thin border. At the top, there is a text input field containing the username 'suhail.patel'. Below it is a password input field with ten black dots. Underneath the password field is a checkbox labeled 'Remember username'. At the bottom of the form is a dark blue button with the text 'Log in' in white.

Step 3: Follow the menu path as shown below. You must complete **Doctors QuadraMed Induction** and the **EPMA Prescribers** courses



First complete the **QuadraMed Induction** eLearning, then complete the **EPMA Prescribers** eLearning.

Note: Please **DO NOT** skip through the modules otherwise the eLearning will **NOT** mark the modules as complete. If you skip though, then you will be required to revisit all the modules again.

Step 4: Enrol onto the Courses

Enrol on to the **Doctors QuadraMed Induction** and the **EPMA Prescribers** courses
You must click on the “**Enrol me**” button when you are accessing an eLearning course for the first time as illustrated in this example.

Your certificate will be accessible once you have completed all the modules

Doctors' QuadraMed Induction

Dashboard / Courses / IT Training / eLearning / Doctors / ORMDP02e / Enrol me in this course / Enrolment options

Enrolment options

Doctors' QuadraMed Induction

Self enrolment (Student)

No enrolment key required.

Enrol me

Module 1 - Your Desktop and how to use it

Introduction to QuadraMed

Click on module link

Module 1 will show you:

- How to navigate around the desktop,
- The best ways to find your patients, ensuring that you have the correct visit.
- Where to find your ward lists and the basics of engaging with QuadraMed

Module 2 - Finding information in QuadraMed

QuadraMed Information

In this module you will learn how to:

- Review information and results
- Find further information using Casenote Review function
- Understand the ICG
- Review the Vital Signs Tab and the NEWS Report (via the Whiteboard)

The module should take around 10 minutes

Module 3 information sources through QuadraMed

Other Information Sources

In this Module you will learn how to:

- To search for Clinical Letters using ALMA browser

Certificate

Certificate of Completion - EPMA - Prescribers

Restricted Not available unless:

- The activity **Introduction to QuadraMed** is marked complete
- The activity **QuadraMed Information** is marked complete
- The activity **Other Information Sources** is marked complete
- The activity **Documenting on admission** is marked complete
- The activity **Ordering tests** is marked complete
- The activity **Documentation of VTE and IHDI** is marked complete
- The activity **IHDI for areas using EPMA** is marked complete
- The activity **Inpatient Referrals and clinic functions** is marked complete
- The activity **Module 9 - Clinical Documentation** is marked complete

Further Information:

If you are having technical problems, or your username or password is not working, please contact the IT Service Desk:

IT Service Desk 01772 52(x2185)

ITServiceDesk@lthtr.nhs.uk

If you have any QuadraMed Training queries, please the Training Department:

Clinical Applications Training 01772 52(x2164)

ITTraining.Dept@lthtr.nhs.uk

