

Core Therapies
(Integrated Occupational therapy and
physiotherapy teams)
Student Handbook 2022

Welcome to

The Neuro-Rehab-Unit, RPH.

1. Introduction

We hope that you enjoy your time on placement with us at Lancashire Teaching Hospitals NHS Foundation Trust (LTHTR).

We have created this pack as a useful resource to help you to settle in with us. The purpose of this document is to provide you with information to help you on your first visit, as well as serving as a useful reference point until you are familiar with the hospital sites. The document will also help to clarify some questions you may have relating to your clinical work in the department you will be attending.

LTHTR was formed on 1st April 2005. We are one of the largest and highest performing trusts in the country, providing district general hospital services to 370,000 people in Preston and Chorley, and specialist care to 1.5m people across Lancashire and South Cumbria.

We provide care from three facilities:

- Chorley and South Ribble Hospital
- Royal Preston Hospital
- Specialist Mobility and Rehabilitation Centre

We are a regional specialist centre for:

- Adult Allergy & Clinical Immunology
- Cancer (including radiotherapy, drug therapies and cancer surgery)
- Disablement services such as artificial limbs and wheelchairs
- Major Trauma
- Neurosurgery and Neurology (brain surgery and nervous system diseases)
- Neuro Rehabilitation
- Renal (kidney diseases)
- Vascular



2. Our placements

We would like your placement to be a two-way learning process between your Clinical Educator and yourself. We are here to support you in becoming a clinician and offer you the opportunities to develop your clinical skills. We expect that you will have a positive attitude to learning, take responsibility for your own learning outcomes and share this with your Clinical Educator.

The placements we offer are

- Acute medicine
- Acute stroke and stroke rehab
- Surgery and vascular
- Oncology
- Paediatrics
- Critical care
- Neurosciences
- Neurology
- Neuro rehab unit (NRU) – Specialist unit working with patients with physical and cognitive/behavioural issues after a neurological event.
- Lancashire Integrated Frailty team(LIFT)
- Hands team (Outpatient)
- Orthotics
- Burns and plastics
- MSK outpatients
- Specialist mobility and rehabilitation centre
- Women's health
- Orthopaedics (Trauma and elective)
- Emergency medicine

Role emerging placements

- Health and well being
- SMRC
- Trauma orthopaedic and acute medicine working with patient's living with cognitive deficits



3. Trust Vision and Values

The Trusts mission is to provide excellent care with compassion.

We have three equally important strategic aims:

- to provide outstanding healthcare to our local communities
- to offer a range of high-quality specialised services to patients in Lancashire and South Cumbria,
- to drive innovation through world-class education, training and research.

We are constantly striving to improve, and working towards becoming an outstanding, high performing organisation.

Our values define who we are and how we behave.

- **Caring and Compassionate** - We treat everyone with dignity and respect, doing everything we can to show we care.
- **Recognising individuality** - We respect, value and respond to every person's individual needs.
- **Seeking to involve** - We will always involve you in making decisions about your care and treatment, and are always open and honest.
- **Team working** - We work together as one team, and involve patients, families, and other services, to provide the best care possible.
- **Taking personal responsibility** - We each take personal responsibility to give the highest standards of care and deliver a service we can always be proud of.



4. Your placement is with : **The Neuro-Rehab Unit (NRU)**



Welcome :

Welcome to the Integrated Therapy Team at the NRU. We are a friendly and dynamic team that consist of Physiotherapists, Occupational Therapists and Integrated Therapy Assistants.

We really hope you enjoy your placement with us! Starting a placement can be a daunting experience so we hope that you find this information a useful resource.

Our Service:

The NRU is a 16-bedded, regional unit for Central and West Lancashire and South Cumbria. It provides specialist inpatient rehabilitation for individuals with complex neurological impairment.

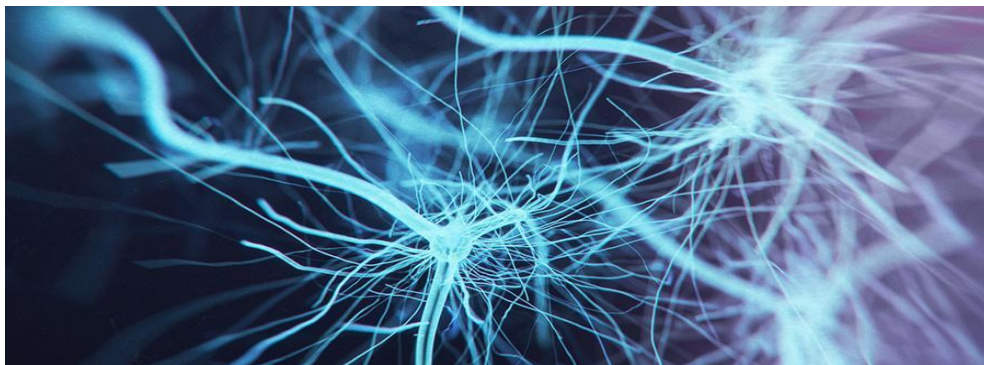
Common conditions treated at the NRU include:

- Traumatic Brain injury (TBI)
- Hypoxic Brain Injury
- Encephalitis
- Sub-Arachnoid Haemorrhage (SAH)
- Sub Dural Haematoma (SDH)
- Spinal Cord Injury (SCI)
- Guillian-Barre Syndrome (GBS)

- Brain Tumour/Spinal Cord Tumour
- Functional Neurological Disease (FND) - occasionally

The Physiotherapy and Occupational Therapy Team are part of a larger integrated MDT which also includes Speech + Language Therapists, Neuro-Psychologists, Consultant in Rehab Medicine, Nursing Staff, Dieticians, Orthoptists and Orthotists.

The NRU work with patients of varying ages and backgrounds (generally 18+, although occasionally 16+) that have experienced life-changing neurological injury or disease. In addition to physical problems patients often have cognitive deficits, behavioural problems and communication difficulties, alongside mood/anxiety issues.



Potential Learning Opportunities:

- Neurological assessment, treatment and discharge planning.
- Joint working with other MDT members.
- Communication skills – using alternative methods of communication with patients.
- Patient centred goal setting and treatment planning.

- Cognitive/behavioural assessment and treatment skills (OT students)
- Movement analysis and clinical reasoning - how/why patients move as they do (PT students)
- Therapeutic handling skills.
- Functional assessment skills (OT students)
- Knowledge of the Bobath concept and its application in a hospital setting.
- Tone management/positioning/Botox.
- Neuro Splinting (OT students)
- Wheelchair/Seating assessment and provision (OT students)
- Environmental/Home visits to facilitate discharge.
- Community assessment/integration (OT students)
- Attendance at Multi-Disciplinary Team meetings (MDT), Goal Setting Meetings (GSM), Goal Review Meetings (GRM) and Discharge Planning Meetings (DPM).



Your Placement with us :

When you arrive it would be useful to give us a brief outline of your previous experience. This will help your clinical educator to support your individual development.

It is also expected that students have thought about their main objectives for the client group prior to placement. We can support you to develop these objectives once you've familiarised yourself with the NRU.

We would like your placement to be a two-way learning process between your clinical educator and yourself. We expect that you will have a positive attitude to learning, take responsibility for your own learning outcomes and share this with your clinical educator.

It is important that you advise your educator of anything which may impact on your placement eg. Illness, injury and/or additional needs.

Note Writing:

All notes are written electronically on Quadramed, and partially saved. Your clinical educator must check the entry before it is saved fully.

We always use the SOAP note writing format.

Reflection:

We expect students to use reflective practice as a method of development during their time at NRU. We also recommend completing a SWOT analysis at the start and end of the placement.

Suggested Reading:

- A basic understanding of neurophysiology and the role of neuroplasticity in rehabilitation.
- The Bobath Concept - By Sue Raine and Linzi Meadows.

- Neurological Physiotherapy – Sue Edwards.
- Anatomy and Human Physiology – Tortora.
- Please also familiarise yourself with the Bobath and Motor Re-learning concepts (the BBTA website is a good resource).
- Head Injury: A Practical Guide by Trevor Powell
- Neuropsychology for Occupational Therapists: Cognition in Occupational Performance - by June I. Grieve and Linda Gnanasekaran.
- Muscles, Nerves and Movement in Human Occupation by Barbara Tyldesley and June Grieve (Paperback - 5 Aug 2002)
- Headway (Brain Injury Charity) - www.headway.org.uk



Location :

The NRU is located separately from the main Core Therapies department. We are in a stand-alone building at the back of the hospital

site – opposite the Maternity Unit. The sign outside our building says, 'Medical Rehab Unit'.

On your first day a member of our team will come to greet you from the Core Therapies main department and show you how to get to the NRU – unless arranged otherwise when you contact us.

Hours of Work :

We currently work Mon-Fri, 8.30am – 4.30pm.

Contact Phone Numbers :

You can contact a member of the OT or PT team in the NRU Integrated Therapy Office – 01772 524938.

If we are treating patients please leave a message with your contact details and we will return your call as soon as we can.

Illness or Late Arrival:

If you are ill or will arrive late, please contact your clinical educator (on the office number above) as soon as possible on that morning (and keep us advised regarding your likely return date). Please speak to a member of the team directly, but if this is not possible then leave a message and try again later and or leave your name and contact number.

Lunchtime Arrangements:

Lunch break is taken between 12.30-1pm. We have a small fridge and tea/coffee making facilities at the NRU (NB. Any food must be dated and labelled with your name). Our team tend to do a mixture of bringing packed lunches and purchasing from the canteen.

Changing Facilities:

As per Trust policy we ask for you to arrive and leave work in your own clothes and bring your uniform with you to change into. We have male and female changing rooms at the NRU building. You will be able to leave a small bag in a locker or in the office. There may be times when you are expected to wear your own clothes for community integration with patients (please keep this in mind when choosing what to wear).

We look forward to meeting you soon on your placement at the NRU!



5. Directions

Royal Preston Hospital

How to find us - by car: From the M6 motorway

Come off at junction 32 off the M6. Turn left off the slip-road onto the A6 Garstang Road, heading towards Preston. At the second major set of traffic lights, turn left into Sharoe Green Lane. The main entrance to Royal Preston Hospital is 200yds on the right.

Alternatively, input **PR2 9HT** into your SatNav.

Car parking:

Unfortunately, there is no on-site parking available for students or the majority of the staff.

However, you can apply to park at either the **Preston Business Centre** (PR2 8DY) or **Preston Grasshoppers Rugby Football Club** Car Park (PR4 0AP).

Preston Business Centre is approximately 1km away and Grasshoppers is 1.5km away. There is a regular free shuttle bus service available from Preston Grasshoppers.

If you wish to park in either carpark, you are required to submit an application at the before each placement.

Alternatively, you may wish to seek parking in the surrounding residential area.

Please note that this would be at your own risk as staff have been known to have their car scratched.

To park on site at the Royal Preston Hospital you will either need to park on the public car park – there will be a daily charge which is £3.00 for up to 6 hours and £10.00 for over that. Visitors' car parks are A, B, G, N, & L.

How to find us - by local transport:

Bus Service:

Preston Bus Ltd operates services from the main Preston Bus Station to the Royal Preston and Sharoe Green Hospitals, via routes through local areas. Services required are numbers 7,19,22,23,123. Preston Bus has recently introduced onto the hospital routes buses adapted for use by disabled people to ensure easy access and exit from public transport. For further information please contact Preston Bus Ltd on 01772 821199 or 01772 253671 or access the following:

The Trainline ; Preston Bus ; Lancashire journey planner ; John Fishwick & Sons

Taxi Service:

Local taxi firms also offer a service to and from the hospital. Free-phones are available at Royal Preston Hospital site to make taxi bookings.

Disabled access:

All entrances to Royal Preston Hospital are accessible by wheelchair, either by being on ground level and/or having low gradient ramps. The hospital also has lifts to all floor levels. Any enquiries should be directed to the Volunteer Information Desk, telephone 01772 716565 ext 3113.

Chorley and South Ribble District General Hospital

How to find us - by car: From the M61 motorway:

Directions to the hospital are well sign-posted on public highways from all directions. The hospital site is situated within three-quarters of a mile from junction 8 of the M61 motorway. When leaving the motorway at Junction 8, follow signs towards Chorley (A6) along short dual carriageway. At the first roundabout, turn left, continuing to head towards Chorley (A6). At the second roundabout, take second turning onto the B5252 (Euxton Lane). The main hospital entrance is 200 yards on the left at the traffic lights.

Alternatively, input **PR7 1PP** into your SatNav

Car parking:

Chorley and South Ribble Hospital has three main public car parks. Please park in one of these on your first day.

Please complete and return the car parking permit form. We will endeavour to secure you a car park permit that you will be able to collect from the car parking office at CDH 2-3 days later.

How to find us - by local transport:

Bus service

Bus services to and from Chorley and South Ribble Hospital are as follows:

Numbers: 114 119 125 126 210 301 302 C8 C9. For more information contact Chorley Bus Station on: 01257 241693.

Disabled access:

All entrances to Chorley and South Ribble Hospital are accessible by wheelchair, either by being on ground level and/or having low gradient ramps. The hospital also has lifts to all floor levels.

Patients and public are advised that should they require assistance once they reach the hospital, they should contact the Main Entrance Reception (General Office) on 01257 245661 who will arrange staffing assistance.

There is a shuttle bus service between both sites which students can use. Please request the timetable if you would need to use this to travel between the two hospital sites at the start and end of your day.

6. Food, Dining Facilities and other essentials

Royal Preston Hospital

- RVS in the Radiotherapy department – serves hot and cold drinks, soup, sandwiches and snacks (9am – 6pm).
- Charter's restaurant on Ground Floor - serves a variety of hot meal options (8am-2pm).
- Café Preston at the main entrance - serves similar food to Charter's restaurant as well as Costa beverages, sandwiches and cakes (7.30am-7pm)
- WHS and Marks & Spencer mini food hall at main entrance – fresh salads, sandwiches, a range of snacks, toiletries, cards and newspapers
- Mellor's Catering – Education Centre 1 serves a variety of breakfast and dinner options between 8.30am – 2.00pm.
- There is also a choice of shops across the road from the Main Entrance of the Hospital. However, you are required to be out of uniform to leave the hospital grounds as per the Trust dress code.
 - Booths food hall and café / Greggs / Subway
 - Costa (a 5 min walk away, opposite the Black Bull Pub on Garstang Rd).



Chorley Hospital

Costa Coffee 9am-4pm, by fracture clinic and near to out patients. Serves hot drinks, sandwiches and snacks

Café Education centre 3 Mon-Fri- Serves breakfast, hot food lunchtimes, sandwiches and snacks

RVS shop by main entrance serves sandwiches, snacks, drinks, newspapers and toiletries

Both sites have a cash point near the main entrances

7. Learner Support and Wellbeing

The mental wellbeing of our students is of paramount importance. We understand that there are a lot of plates to spin while you are undergoing your training, be it holding down a part-time job, having dependants at home, having assessment deadlines running along clinical practice, financial issues, dealing with matters of conflict or struggling with some aspects of the clinical learning to name a few.

Our experienced Learner Support Team can offer advice, guidance and support to all students, trainee doctors, apprenticeship HCA's and other learners.

Support with;

- Academic / Health / Personal / Conduct / Placement Issues — to name a few!
- Are you finding work / training difficult due to health, family or personal issues? Please tell us, we can help.
- Have you concerns with regards to your current placement, lack of teaching, supervision or rota issues?
- Concerns with regards to patient wellbeing? It won't change unless you tell someone.
- Have you been subject to or witnessed bullying, discrimination or harassment during your placement? It needs to stop.
- Are you worried about a trainee or student for whatever reason and not sure who to contact?
- Has a trainee, student or clinical supervisor / teacher / member of staff really impressed you? — Please let us know!

You can contact us

Learner.Support@lthtr.nhs.uk

01772 528444

8. What to bring on your first day

- Uniform: Please **do not** attend in your uniform, instead bring one set of uniform with you. All other items in the dress code policy must be adhered to
- A smallish bag which would fit into a small locker.
- You may wish to bring a packed lunch and a drink on your first day

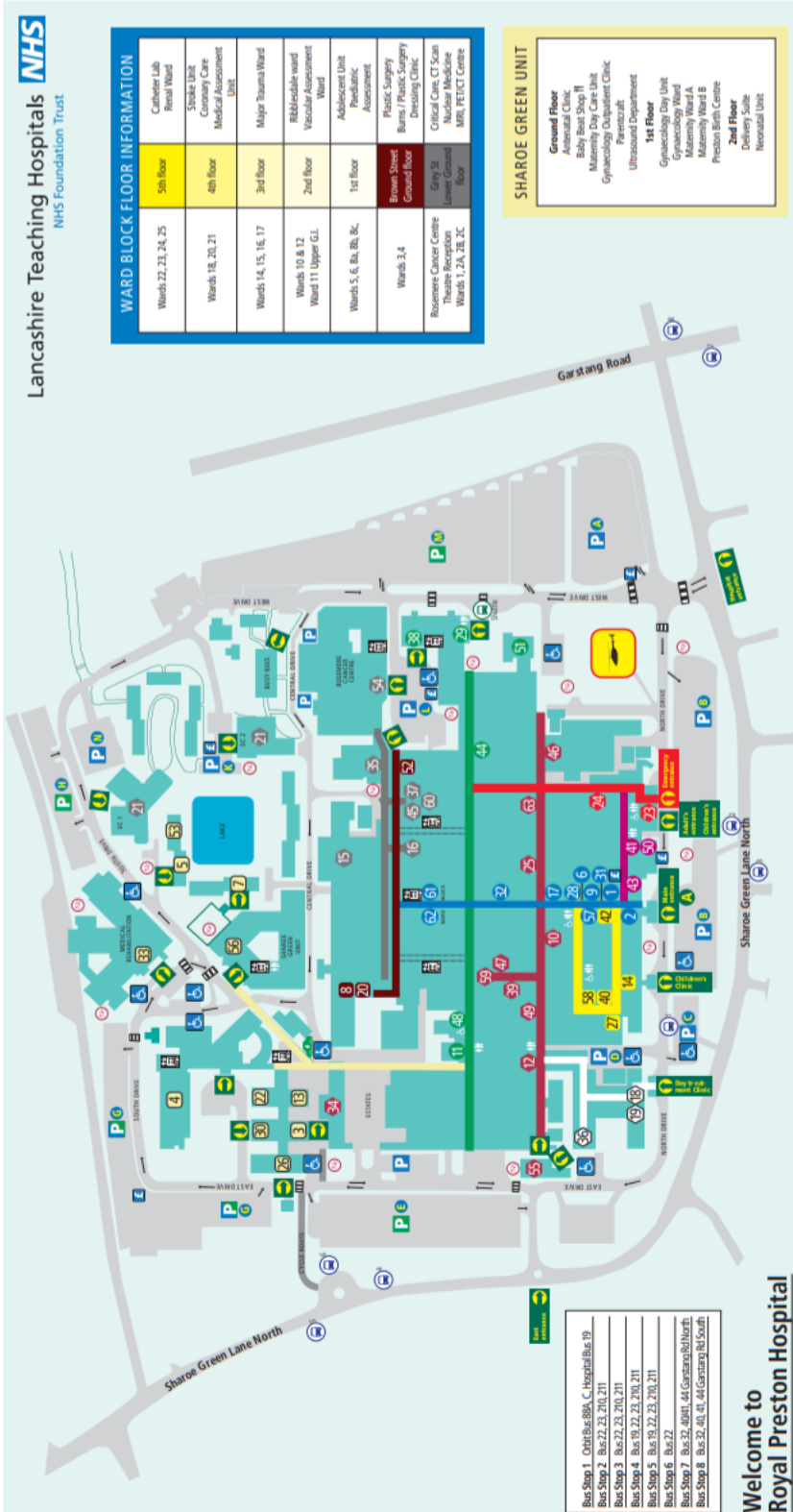
9. Induction

The Local Induction process will take place throughout the first two weeks of your placement.

This will comprise of:

- Trust and department orientation, including housekeeping information
- Location of emergency equipment
- IT access
- Reading & Acknowledgement of mandatory Trust policies such as Health & safety, Fire Safety, Infection Control, ID, Information Governance, Staff Code of Conduct, Social Networking and Dress Code policies.
- Adult Basic Life Support training if applicable.
- Trust Moving & Handling Training if applicable.
- COVID-related policies & procedure





WARD BLOCK FLOOR INFORMATION

Wards 22, 23, 24, 25	5th floor	Cellular Lab Renal Ward
Wards 18, 20, 21	4th floor	Stroke Unit Cerebral Care Medical Assessment Unit
Wards 14, 15, 16, 17	3rd floor	Major Trauma Ward
Wards 10 & 12 Ward 11 Upper GL	2nd floor	Bibliolabile ward Vascular Assessment Ward
Wards 5, 6, 8a, 8b, 8c	1st floor	Adolescent Unit Podiatric Assessment Plastic Surgery Burns / Plastic Surgery Dressing Clinic
Wards 3, 4	Brown Street Ground floor	Critical Care, CT Scan Nuclear Medicine MIR, PET/CT Centre
Resonance Cancer Centre Theatre Reception Wards 1, 2A, 2B, 2C	Grey St Lower Ground floor	

SHAROE GREEN UNIT

Ground Floor
 Anaesthetics Clinic
 Family Day Care Unit
 Maternity Day Care Unit
 Gynaecology Outpatient Clinic
 Paediatric
 Ultrasound Department

1st Floor
 Gynaecology Day Unit
 Gynaecology Ward
 Maternity Ward A
 Maternity Ward B
 Preterm Baby Centre


2nd Floor
 Paediatric Centre
 Delivery Suite
 Neonatal Unit

Bus Stop 1 - Opposite Bus 88A, C, Hospital Bus 19
 Bus Stop 2 - Bsc 22, 23, 20, 21
 Bus Stop 3 - Bsc 22, 23, 20, 21
 Bus Stop 4 - Bsc 19, 22, 23, 20, 21
 Bus Stop 5 - Bsc 19, 22, 23, 20, 21
 Bus Stop 6 - Bsc 22
 Bus Stop 7 - Bsc 32, 40N, 44, Goscarham Rd North
 Bus Stop 8 - Bsc 32, 40, 44, Goscarham Rd South

Welcome to
Royal Preston Hospital

HOW TO USE THIS MAP

To find your destination look at this A-Z index. Here we list your number on the map and the department name. Some symbols reflect the colour of the building. Most departments are on the ground floor except the following: 18, 24, 27, 30, 31, 32, 33, 35, 36, 37, 38, 39, 40, 41, 42, 43, 44, 45, 46, 47, 48, 49, 50, 51, 52, 53, 54, 55, 56, 57, 58, 59, 60, 61, 62, 63, 64, 65, 66, 67, 68, 69, 70, 71, 72, 73, 74, 75, 76, 77, 78, 79, 80, 81, 82, 83, 84, 85, 86, 87, 88, 89, 90, 91, 92, 93, 94, 95, 96, 97, 98, 99, 100, 101, 102, 103, 104, 105, 106, 107, 108, 109, 110, 111, 112, 113, 114, 115, 116, 117, 118, 119, 120, 121, 122, 123, 124, 125, 126, 127, 128, 129, 130, 131, 132, 133, 134, 135, 136, 137, 138, 139, 140, 141, 142, 143, 144, 145, 146, 147, 148, 149, 150, 151, 152, 153, 154, 155, 156, 157, 158, 159, 160, 161, 162, 163, 164, 165, 166, 167, 168, 169, 170, 171, 172, 173, 174, 175, 176, 177, 178, 179, 180, 181, 182, 183, 184, 185, 186, 187, 188, 189, 190, 191, 192, 193, 194, 195, 196, 197, 198, 199, 200, 201, 202, 203, 204, 205, 206, 207, 208, 209, 210, 211, 212, 213, 214, 215, 216, 217, 218, 219, 220, 221, 222, 223, 224, 225, 226, 227, 228, 229, 230, 231, 232, 233, 234, 235, 236, 237, 238, 239, 240, 241, 242, 243, 244, 245, 246, 247, 248, 249, 250, 251, 252, 253, 254, 255, 256, 257, 258, 259, 260, 261, 262, 263, 264, 265, 266, 267, 268, 269, 270, 271, 272, 273, 274, 275, 276, 277, 278, 279, 280, 281, 282, 283, 284, 285, 286, 287, 288, 289, 290, 291, 292, 293, 294, 295, 296, 297, 298, 299, 300, 301, 302, 303, 304, 305, 306, 307, 308, 309, 310, 311, 312, 313, 314, 315, 316, 317, 318, 319, 320, 321, 322, 323, 324, 325, 326, 327, 328, 329, 330, 331, 332, 333, 334, 335, 336, 337, 338, 339, 340, 341, 342, 343, 344, 345, 346, 347, 348, 349, 350, 351, 352, 353, 354, 355, 356, 357, 358, 359, 360, 361, 362, 363, 364, 365, 366, 367, 368, 369, 370, 371, 372, 373, 374, 375, 376, 377, 378, 379, 380, 381, 382, 383, 384, 385, 386, 387, 388, 389, 390, 391, 392, 393, 394, 395, 396, 397, 398, 399, 400, 401, 402, 403, 404, 405, 406, 407, 408, 409, 410, 411, 412, 413, 414, 415, 416, 417, 418, 419, 420, 421, 422, 423, 424, 425, 426, 427, 428, 429, 430, 431, 432, 433, 434, 435, 436, 437, 438, 439, 440, 441, 442, 443, 444, 445, 446, 447, 448, 449, 450, 451, 452, 453, 454, 455, 456, 457, 458, 459, 460, 461, 462, 463, 464, 465, 466, 467, 468, 469, 470, 471, 472, 473, 474, 475, 476, 477, 478, 479, 480, 481, 482, 483, 484, 485, 486, 487, 488, 489, 490, 491, 492, 493, 494, 495, 496, 497, 498, 499, 500, 501, 502, 503, 504, 505, 506, 507, 508, 509, 510, 511, 512, 513, 514, 515, 516, 517, 518, 519, 520, 521, 522, 523, 524, 525, 526, 527, 528, 529, 530, 531, 532, 533, 534, 535, 536, 537, 538, 539, 540, 541, 542, 543, 544, 545, 546, 547, 548, 549, 550, 551, 552, 553, 554, 555, 556, 557, 558, 559, 560, 561, 562, 563, 564, 565, 566, 567, 568, 569, 570, 571, 572, 573, 574, 575, 576, 577, 578, 579, 580, 581, 582, 583, 584, 585, 586, 587, 588, 589, 590, 591, 592, 593, 594, 595, 596, 597, 598, 599, 600, 601, 602, 603, 604, 605, 606, 607, 608, 609, 610, 611, 612, 613, 614, 615, 616, 617, 618, 619, 620, 621, 622, 623, 624, 625, 626, 627, 628, 629, 630, 631, 632, 633, 634, 635, 636, 637, 638, 639, 640, 641, 642, 643, 644, 645, 646, 647, 648, 649, 650, 651, 652, 653, 654, 655, 656, 657, 658, 659, 660, 661, 662, 663, 664, 665, 666, 667, 668, 669, 670, 671, 672, 673, 674, 675, 676, 677, 678, 679, 680, 681, 682, 683, 684, 685, 686, 687, 688, 689, 690, 691, 692, 693, 694, 695, 696, 697, 698, 699, 700, 701, 702, 703, 704, 705, 706, 707, 708, 709, 710, 711, 712, 713, 714, 715, 716, 717, 718, 719, 720, 721, 722, 723, 724, 725, 726, 727, 728, 729, 730, 731, 732, 733, 734, 735, 736, 737, 738, 739, 740, 741, 742, 743, 744, 745, 746, 747, 748, 749, 750, 751, 752, 753, 754, 755, 756, 757, 758, 759, 760, 761, 762, 763, 764, 765, 766, 767, 768, 769, 770, 771, 772, 773, 774, 775, 776, 777, 778, 779, 780, 781, 782, 783, 784, 785, 786, 787, 788, 789, 790, 791, 792, 793, 794, 795, 796, 797, 798, 799, 800, 801, 802, 803, 804, 805, 806, 807, 808, 809, 810, 811, 812, 813, 814, 815, 816, 817, 818, 819, 820, 821, 822, 823, 824, 825, 826, 827, 828, 829, 830, 831, 832, 833, 834, 835, 836, 837, 838, 839, 840, 841, 842, 843, 844, 845, 846, 847, 848, 849, 850, 851, 852, 853, 854, 855, 856, 857, 858, 859, 860, 861, 862, 863, 864, 865, 866, 867, 868, 869, 870, 871, 872, 873, 874, 875, 876, 877, 878, 879, 880, 881, 882, 883, 884, 885, 886, 887, 888, 889, 890, 891, 892, 893, 894, 895, 896, 897, 898, 899, 900, 901, 902, 903, 904, 905, 906, 907, 908, 909, 910, 911, 912, 913, 914, 915, 916, 917, 918, 919, 920, 921, 922, 923, 924, 925, 926, 927, 928, 929, 930, 931, 932, 933, 934, 935, 936, 937, 938, 939, 940, 941, 942, 943, 944, 945, 946, 947, 948, 949, 950, 951, 952, 953, 954, 955, 956, 957, 958, 959, 960, 961, 962, 963, 964, 965, 966, 967, 968, 969, 970, 971, 972, 973, 974, 975, 976, 977, 978, 979, 980, 981, 982, 983, 984, 985, 986, 987, 988, 989, 990, 991, 992, 993, 994, 995, 996, 997, 998, 999, 1000.



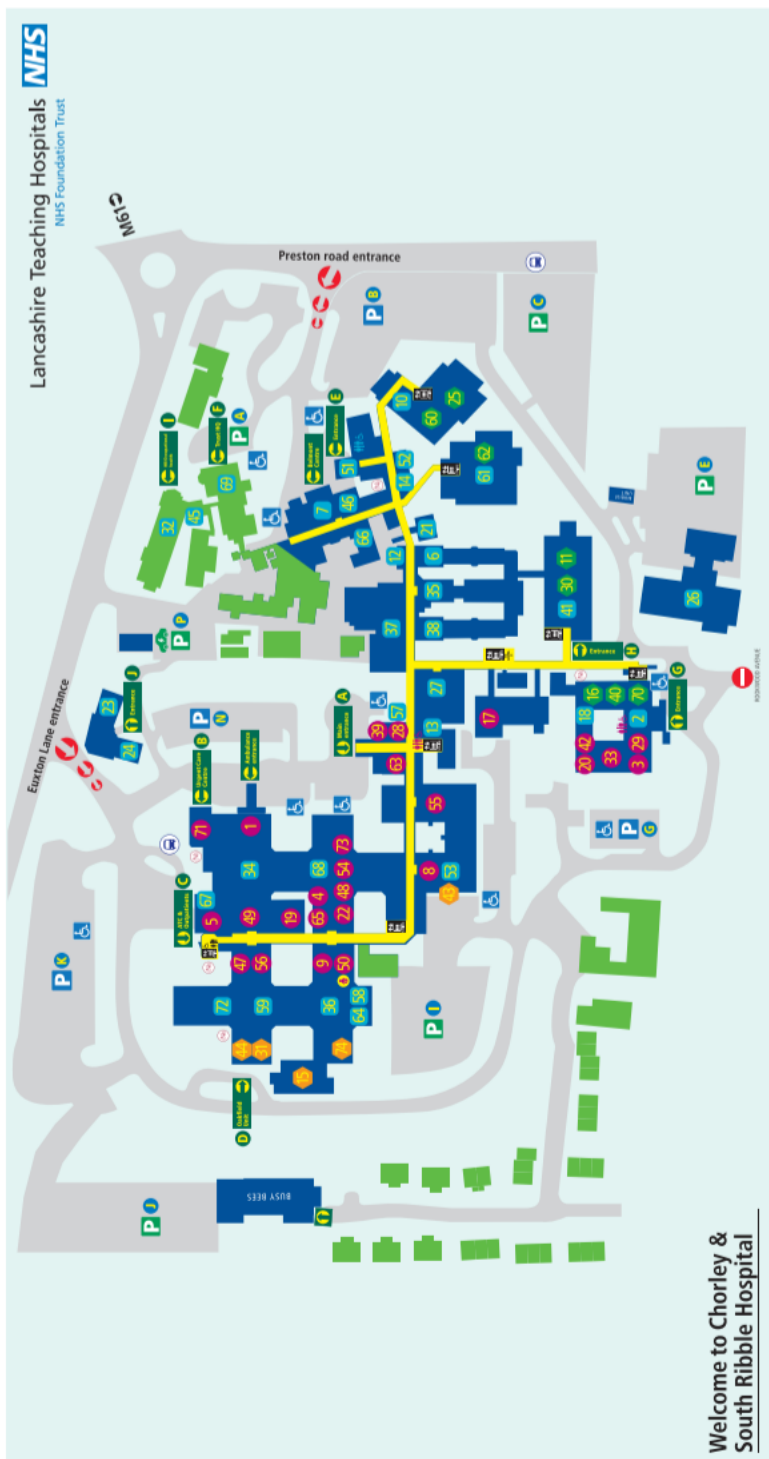
Get this map on your smartphone, scan here.

Key to symbols

- Entrance
- Disabled
- Bus stop
- Cyclist parking
- Parking for patients and visitors only
- Car charge point
- Lift
- Toilets and changing facilities
- Excellent care with compassion

Index

1	ADMISSIONS DESK	15	CRITICAL CARE	37	NUCLEAR MEDICINE	49	PRE-OP ASSESSMENT	62	WARD BLOCK (SEE LEVEL MAP ABOVE)
2	APPOINTMENTS	16	C.T. SCANNER	38	GENERAL HEALTH	50	PRIMARY CARE CENTRE	63	XRAY DEPARTMENT
3	AUDILOGY	17	DAY CASE UNIT	39	GORDON HESLING BLOCK	51	PUBLIC HEALTH	64	INTERVENTIONAL UNIT
4	AVONDALE UNIT	18	DAY TREATMENT CENTRE	40	GUM	52	RENAL UNIT DIALYSIS		
5	BERKEWELL CENTRE	19	DISCHARGE LOUNGE	41	(GENITO URINARY MEDICINE)	53	RESEARCH CENTRE		
6	BLOOD TEST	20	DRESSINGS CLINIC	42	ORTHOPAEDIC & FRACTURE CLINIC	54	ROSEBERRY CANCER CENTRE		
7	BOWLAND HOUSE HOTEL	21	EDUCATION CENTRE 1&2	43	OUTPATIENTS	55	SAFE CENTRE		
8	BURNS / PLASTIC SURGERY	22	EEG	44	PALS	56	SHAROE GREEN UNIT (SEE LEVEL MAP ABOVE)		
9	CARE MANSON II	23	EMERGENCY DEPARTMENT	45	PATHOLOGY	57	SHOPS		
10	CARDIO RESPIRATORY	24	EMERGENCY MEDICAL DECSIONS UNIT	46	PET/CT CENTRE	58	SPECIALIST CARE DENTISTRY		
11	CHAPLAINCY CENTRE	25	ENDOSCOPY	47	PHYSIOTHERAPY	59	SPEECH THERAPY		
12	CHARTERS RESTAURANT II	26	ENT SUITE (EAR, NOSE, THROAT)	48	PRAYER ROOM/CHAPEL	60	THEATRES RECEPTION		
13	CHEST CLINIC			49	VA	61	VASCULAR ASSESSMENT		
14	CHILDRENS CLINIC			50	VA				



Welcome to Chorley & South Ribble Hospital

HOW TO USE THIS MAP
 This map is intended to help you find your way around the hospital. It is not intended to be used as a substitute for a map of the local area. For more information, please contact the hospital's patient services team.

Key to symbols

- Blue square: Blue signposts
- Green square: Green signposts
- Yellow square: Yellow signposts
- Red square: Red signposts
- Blue circle: Blue signposts
- Green circle: Green signposts
- Yellow circle: Yellow signposts
- Red circle: Red signposts
- Blue triangle: Blue signposts
- Green triangle: Green signposts
- Yellow triangle: Yellow signposts
- Red triangle: Red signposts
- Blue diamond: Blue signposts
- Green diamond: Green signposts
- Yellow diamond: Yellow signposts
- Red diamond: Red signposts
- Blue star: Blue signposts
- Green star: Green signposts
- Yellow star: Yellow signposts
- Red star: Red signposts
- Blue hexagon: Blue signposts
- Green hexagon: Green signposts
- Yellow hexagon: Yellow signposts
- Red hexagon: Red signposts
- Blue octagon: Blue signposts
- Green octagon: Green signposts
- Yellow octagon: Yellow signposts
- Red octagon: Red signposts
- Blue circle with 'P': Blue signposts
- Green circle with 'P': Green signposts
- Yellow circle with 'P': Yellow signposts
- Red circle with 'P': Red signposts
- Blue circle with 'A': Blue signposts
- Green circle with 'A': Green signposts
- Yellow circle with 'A': Yellow signposts
- Red circle with 'A': Red signposts
- Blue circle with 'H': Blue signposts
- Green circle with 'H': Green signposts
- Yellow circle with 'H': Yellow signposts
- Red circle with 'H': Red signposts
- Blue circle with 'E': Blue signposts
- Green circle with 'E': Green signposts
- Yellow circle with 'E': Yellow signposts
- Red circle with 'E': Red signposts
- Blue circle with 'M': Blue signposts
- Green circle with 'M': Green signposts
- Yellow circle with 'M': Yellow signposts
- Red circle with 'M': Red signposts
- Blue circle with 'S': Blue signposts
- Green circle with 'S': Green signposts
- Yellow circle with 'S': Yellow signposts
- Red circle with 'S': Red signposts
- Blue circle with 'X': Blue signposts
- Green circle with 'X': Green signposts
- Yellow circle with 'X': Yellow signposts
- Red circle with 'X': Red signposts
- Blue circle with 'Y': Blue signposts
- Green circle with 'Y': Green signposts
- Yellow circle with 'Y': Yellow signposts
- Red circle with 'Y': Red signposts

1 Accident and Emergency	14 Chapel / Pastoral Care Services	27 Endoscopy Unit	50 Pharmacy	73 Theatre Suite
2 Adlington Ward	15 Charbrock	28 General Office	51 Physiotherapy	74 Trust Headquarters
3 Aute-Natal	16 Courley Birth Centre	29 Gastroenterology Clinic	52 Prosthetics (Foot Clinic)	75 Ultrasound
4 Appliance Clinic	17 Charles Dining Room	30 Hazlewood Ward	53 Pre-op Assessment	76 Urgent Care Centre
5 Assessment & Treatment Centre (ATC)	18 Clinical Investigation Unit	31 Healey	54 Rawcliffe Ward	77 Winstanley Ward
6 Astley	19 Coffee Shop	32 Human Resources	55 Renal Unit	78 X-Ray/Diagnostic Imaging
7 Belmont Assessment Centre	20 Colposcopy Suite	33 Hysteroscopy Suite	56 Roomwood Unit A	79 Yearrow
8 Bereavement Centre	21 Croston Unit	34 Intensive Care Unit	57 Roomwood Unit B	
9 Blood Clinic	22 Dental Unit	35 Lancashire Breast Screening	58 RVS Sup	
10 Brindle Ward	23 Dermatology	36 Lealand Ward	59 Sellers Ward	
11 Cardiac Unit	24 Diabetes	37 Longton Day Case Unit	60 Speech and Language Therapy (IMBICAL)	
12 Cardio Respiratory Unit	25 Education Centre 3 Health Academy	38 Main Reception	61 Speech and Language Therapy (IMBICAL)	
13 Changing Places		39 Maternity Unit	62 Summer Suite	
		40 Medical Assessment Unit		
		41 Menstruary		
		42 Menstruary		
		43 Outfield Unit		
		44 Occupational Health		
		45 Occupational Therapy (IMBICAL)		
		46 Occupational Therapy (Physical)		
		47 Oral & Maxillofacial Surgery		
		48 Otorhinolaryngology		
		49 Ovarian Clinic		
		50 PALS		
		51 Penology		
		52 Patients Transport		



Final note... We look forward to meeting you. Please do not hesitate to contact us in advance, if you have any queries on 01772 524938.