

BMJ Learning

Why use BMJ Learning?

Up to date

Access hundreds of online CPD/CME learning modules in over 70 clinical and non-clinical specialty topics, written by experts using the latest available evidence.

Anytime, anywhere

Pause and restart modules to be completed at an opportune time during hectic schedules.

Formats for you

Interactive modules to suit your learning needs including videos, animation, audio, multiple choice, and ask an expert.

Plan

Plan and record your learning online with BMJ Portfolio. Print or download certificates as proof of your learning.

Treat your patients with confidence



Stay up-to-date with your training, appraisal, the latest guidelines and best practice

Logging on to BMJ Learning

1) Go to the following website:

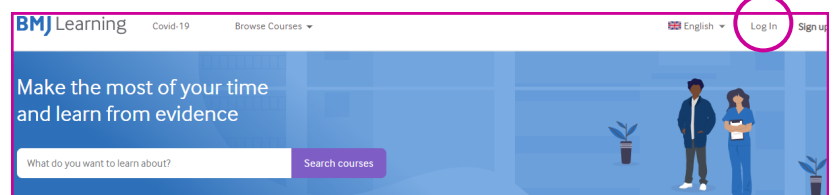
<https://new-learning.bmj.com/>

2) Click on 'Log in' in the top right-hand corner.

3) Look for the **OpenAthens** login towards the bottom of the page and click on the link.

4) Search for 'Lancashire' and select '**Lancashire Teaching Hospitals**' from the drop-down list.

5) Login with your **OpenAthens** username & password.



Institutional log in

If you do not see your organisation below, then log in above or [sign up](#)

OpenAthens Shibboleth

BMJ Learning

Sign in to BMJ Learning via your institution

Find your institution

Examples: Institute of Technology, sue@uni.edu, ASU.

NHS Lancashire Teaching Hospitals NHS Foundation Trust NHS in England

Finding modules

Search for learning modules using the search box at the top of the page. Enter your topic of interest and click **'Search courses'**.

OR

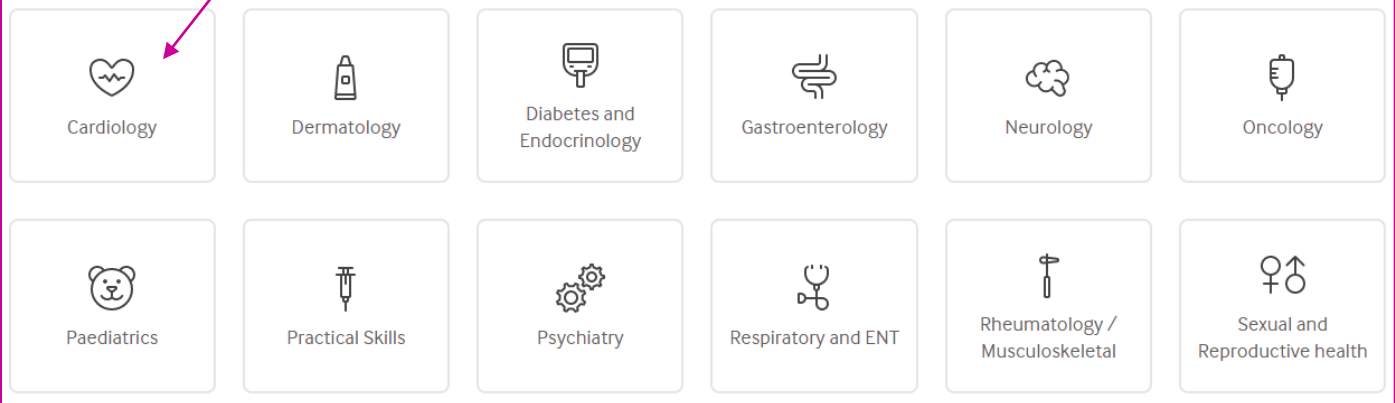
Browse courses by speciality. Click on a topic to be taken to a list of relevant courses.

Make the most of your time
and learn from evidence

What do you want to learn about?

Search courses

Browse courses



Plan and record your learning


Once you have found a course you'd like to do, click on **'Start Learning'**, then **'Start Module'**.

Stroke: differential diagnoses

★★★★★ 4.6 (749 reviews) ⌚ 1 hour

📅 Updated Mar 16, 2021

Learn the clinical and radiological features of a stroke, the differential diagnoses, and how to manage patients.



Start learning Save for later

Once you have started a module you can complete it at any time.

Go back on the **main homepage** and you will see a section **'Continue Learning'**. Here you will find all the modules you're currently doing.

Alternatively click on **'My portfolio'** at the top-right of the homepage. Here you can see all your completed/ongoing learning modules.

BMJ Portfolio

Tags + New item 0:00 hours

Show me All Items added from to

You are currently viewing all items. [Change this in your settings](#)

Title	Date added	Note
Stroke: differential diagnoses	27-Apr-2021	

BMJ Portfolio is a **free online tool** to help you plan and record your continuing medical education. It's personal to you, secure, and easy to use.

Continue learning



Stroke: differential diagnoses

Last accessed: 27 Apr 2021