

Learning Environment



**Central Venous Access Team
(CVAT)**

Learner Booklet

Welcome

We would like to warmly welcome you to Lancashire Teaching Hospitals NHS Foundation Trust (LTHTR).

We have created this pack as a useful resource to help you to settle in with us. The purpose of this booklet is to provide you with information to help you on your learning environment.

About LTHTR

We have three equally important strategic aims:

- To provide outstanding and sustainable healthcare to our local communities
- To offer a range of high-quality specialist services to patients in Lancashire and South Cumbria
- To drive health innovation through world class education, training and research

We provide a range of Hospital based health services for adults and children and cover a range of specialities. These include cancer services such as radiotherapy, drug therapies and surgery, disablement services such as artificial limbs and wheelchair provision. Other specialities include vascular, major trauma, renal, neurosurgery and neurology including brain surgery and nervous system diseases.

Our five core values:

- Being caring and compassionate
- Recognising individuality
- Seeking to involve
- Building team spirit
- Taking personal responsibility



We deliver care and treatment from three main facilities:

- Royal Preston Hospital
- Chorley and South Ribble Hospital
- Specialist Mobility and Rehabilitation Centre, Preston

In relation to car parking, please refer to your Induction to the Trust, for information regarding car parking. Additional information can be found on our Intranet page.

<https://legacy-intranet.lthtr.nhs.uk/car-parking-documents>



Learning Environment

Welcome to your placement with the Central Venous Access Team at LTHTR. We hope you enjoy your time with us. We are a team of Clinical Nurse Specialists and Assistant Practitioner who deal with the insertion and management of PICC lines, Midlines, ultrasound guided cannulation and much more.

Housekeeping

5-day service, including bank holidays. 8:30am-4:30pm.

Contact details: 01772 524781 (Office)

Bleep 3057.

Email: cvat@lthtr.nhs.uk

Fire assembly point is on the grass area outside the office. The nearest fire extinguisher is in the entrance to SALT/CVAT department.

Sickness reporting: If you are unable to attend work due to sickness, or for any other reason, please contact the CVAT nurses on 01772 524781 as soon as possible. Remember, we only tend to be in the office from approximately 8:30am onwards so if there is no answer, call back as soon as possible. You can ask to discuss this with your Practice Assessor confidentially, if you need to, or with any of the CVAT Nurses who are available. Please also email learner.absences@lthtr.nhs.uk and inform your University.

Day to day working.

Everyone starts at 8:30am, we go through new referrals, catch up on left over admin from previous day. Then we allocate tasks, these takes include this includes:

- **PICC Insertion:**

PICC insertions take place at the patient's bedside and in our clinic. The majority of the PICC placements will take place at the patient's bedside.

- **Ultrasound Cannulation/Venepuncture:**

Insertion of ultrasound cannulation/venepuncture varies from day to day; this takes up 45% of our workload.

- Clinic:

Clinic will vary on a daily basis; some weeks are busier than others. In clinic, patients will attend for PICC insertions, troubleshooting PICC's and other central lines, ultrasound guided venepuncture.

- Wards

Again, this will vary on a day-to-day basis. You will gain experience with bedside PICC placement, ultrasound guided cannulation and venepuncture, PICC trouble shooting and PICC/Midline care and maintenance. There may be opportunities to complete ward audits.

Below is a list of objectives which you will have the opportunity to do while with the CVAT:

- PICC insertion
- Troubleshooting Vascular Access Devices
- Ward audits for PICCs/Midlines
- Midline insertion
- Ultrasound guided cannulation
- Ultrasound guided venepuncture
- PICC care and maintenance
- Principles of Vessel Health Preservation
- Obtaining bloods from a Central line
- Central line dressings
- Obtaining cultures from a central line

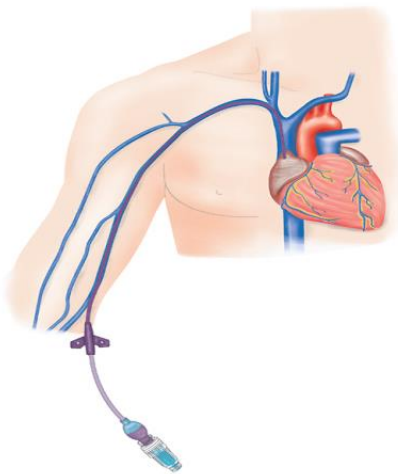
All other members of the CVAT Team will be working alongside you. Please do not worry and ask any questions at all. There is no such thing as a daft question! 😊

Different types of Vascular Access Devices

Peripherally Inserted Central Catheter - PICC



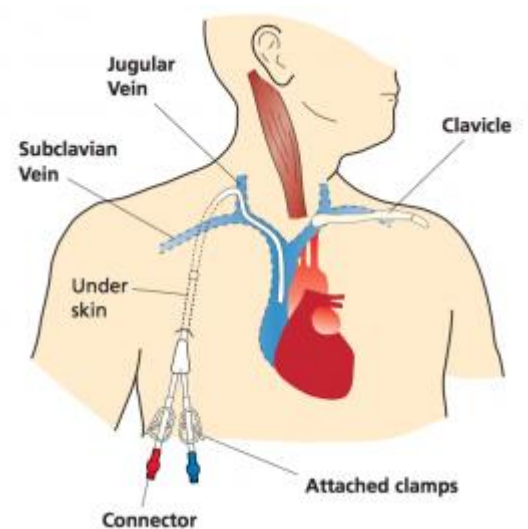
- 24hours- 12 months
- Drug pH range any
- Any Osmolarity range
- Low insertion cost
- Incompatible drugs through multi-lumens
- Home infusions.



Tunnelled/Cuffed Central Venous Catheters



- 4 weeks up to 2 years
- Placed in Interventional Radiology and the Haemodialysis unit
- Cuff takes 21 days to bed in
- Any Drug pH range
- Any Osmolarity any
- Incompatible drugs
- High flow rates
- Patients with chronic diseases
- Home infusions

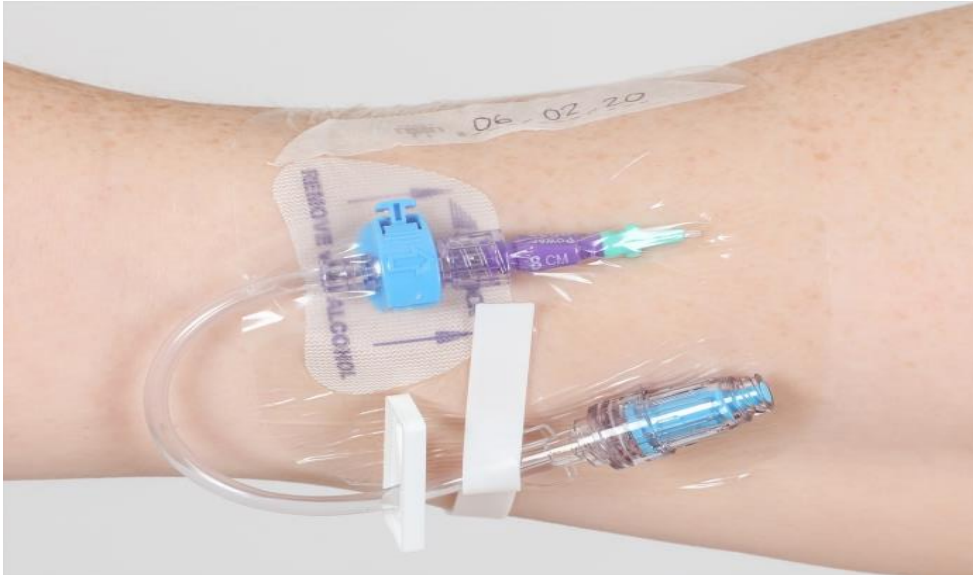


Tunnelled/Non cuffed Central Venous Catheter



- Up 3 weeks
- Drug pH range any
- Osmolarity range any
- Incompatible drugs through multiple lumens
- Low cost
- Multi-lumen access

Midline



- A Midline is short term device duration of up to 28 days
- 8cm to 20cm and does not extend past the axilla
- Stops the need for further cannulation
- Provides continuity of treatment
- Midlines placed 8-10cm in the upper arm , placed in either basilic, brachial or cephalic vein
- Midlines are power injectable
- Dressing + extension set to be renewed every 7 days or sooner if bloodstained or loose
- Can be used for administration of intravenous medication and possibly blood sampling
- Administration of medication with pH 5-9 and with an osmolality below 500.

Peripheral Cannula

- Up to 72 hours
- Drug pH range 5.0-9
- Osmolarity range <500mOSM/kg
- Peripheral
- Low cost

Non-ported safety cannula with an
Integrated extension set



- Requires an extension set for use
- Ported safety cannula

Further reading:

- Vessel health and preservation: The Right Approach for Vascular Access
- [3M Health Care Academy \(3mlearning.co.uk\)](https://3mlearning.co.uk)
- [Vessel Health and Preservation Framework 2020 | IPS](#)

Induction

The Local Induction process will take place throughout the first week of your placement.

This will comprise of:

- Trust and department orientation, including housekeeping information
- Location of emergency equipment
- IT access
- Reading & acknowledgement of Mandatory Trust policies such as Health & Safety, Fire Safety, Infection Control, Information Governance, Staff Code of Conduct, Social Networking and Dress Code policies.
- Adult Basic Life Support training if applicable
- Trust Moving & Handling Training if applicable
- COVID-related policies & procedure
- Orientation
- Professional voice: - freedom to speak up, datix, chain of command, open door policy
- An awareness of our Educational Governance Team- evaluation and importance of feedback
- Inter-professional Learning Sessions
- Practice Assessment Record and Evaluation (PARE) training, if applicable
- Collaborative Learning in Practice (CLiP™), if applicable
- How the role of Practice Development Facilitator can support you, where applicable



What to bring on your first day

- Uniform: All other items in the dress code policy must be adhered to <https://legacy-intranet.lthtr.nhs.uk/search?term=uniform+policy>
- A smallish bag which would fit into a small locker.
- You may wish to bring a packed lunch and a drink on your first day.

Inter-professional Learning Sessions and eLearning Resources

At our Trust, our Education Team facilitates a yearly programme of Inter-professional Learning (IPL) sessions. This programme consists of various teaching sessions, delivered by our Specialist Teams, to support and enhance our learners and trainees' learning experience with us.

Inter-professional learning is an important part of your development and allows you to build professional relationships and communication skills with the wider multi-disciplinary teams. Our IPL sessions are valuable in supporting you to stretch your knowledge and experiences to enhance your clinical practice. They also help bridge the gap between theory and practice, allowing you to hold a deeper understanding of the topics discussed. Our sessions are open for all learners and trainees on placement at our Trust to attend and these learning opportunities are an extension to your learning environment; therefore, these hours need to be recorded on your timesheets. We encourage our staff to facilitate enabling a learner/trainee to attend these sessions.

Please note: You must inform your learning environment prior to attending a session. These IPL sessions need to be discussed in a timely manner with your learning environment.

You are required to complete a reflection on each of your IPL sessions, as well as documenting on your HEI documentation what you have learnt and how this relates to your current placement.

You can book onto our IPL Sessions by accessing this link <https://elearning.lthtr.nhs.uk/login/index.php> and searching for 'IPL'.

You can access our policies and procedures via our Intranet page, which will help expand and stretch your knowledge.

Support with evidencing your learning outcomes or proficiencies

We encourage you to use the Trust learning logs to collate and evidence your skills, knowledge and abilities achieved. You can then present your completed learning logs to your Practice Assessor/Educator during your assessment meetings. Any staff member who is involved in coaching you can complete your learning log feedback.

You can request time during your placement hours to complete these and request feedback prior to the shift ending. To obtain a copy of our learning logs, please visit our Health Academy Webpage on the link below, where you will see a copy of our CLiP™ Learning Log available for you to download, on the right hand side - <https://healthacademy.lancsteachinghospitals.nhs.uk/support/clinical-placement-support/collaborative-learning-in-practice-clip/>

Chain of Command

Keeping patients safe, providing the best care that we can and learning in an environment where you feel safe and valued is important to us. Speaking up about any concern you have on your learning environment is also important. In fact, it's vital because it will help us to keep improving our services for all patients.

There may be occasions where we witness, experience or are asked to do something that causes us concern. Often, these concerns can be easily resolved, but sometimes it can be difficult to know what to do.

Our Clinical Placement Support Team are available Monday – Friday, 8.00am – 4.00pm should you need to contact them in relation to any concerns regarding your learning environment. If your concern relates to patient safety and/or your concerns are outside of these hours, please follow the chain of command in your learning environment and speak with the person in charge.

Please visit our Freedom to Speak Up page on the Intranet for more details.



We value your feedback

Our Trust values your feedback. To continuously improve, we offer opportunities for our learners and trainees to provide feedback regarding both your learner experience and your learning environment. We would encourage you to kindly complete your end of placement evaluation, within your clinical hours.

We will keep you updated with the improvements that we make based on the feedback you provide us with.

Learning Environment Improvement Forum

Our Learning Environment Improvement Forum began in November 2021, with key stakeholders attending; Learners, Trainees, Clinical Staff, Education Leads and our Nursing Directorate. Monthly meetings are held to share new and innovative ideas as to how we can collaboratively enhance our learning environments, to support both learners, trainees and staff.

All attendees at the Learning Environment Improvement Forums contribute their suggestions and guidance on our projects. Collaboratively, exciting improvements are implemented to enhance our learning environments.

Innovative changes made by our Learning Environment Improvement Forum, within Academic Year 2021-2022;

- NEW Learner Boards designed and placed on our learning environments
- Learner booklets made available on our Health Academy webpage to prepare our learners and trainees for their clinical placements, as suggested by our learners and trainees
- PARE and CLiP™ training embedded into our Learner and Trainee Inductions
- Quick Reference Guide designed and created to welcome our learners and trainees to the Trust and prepare them for their clinical placements

We welcome any of our staff, learners and trainees at the Trust to attend our Learner Environment Improvement Forums, to contribute your ideas and suggestions for our new and innovative projects. You can join via the E-Learning Portal - <https://elearning.lthtr.nhs.uk> and going to Courses, then selecting the tab 'Inter Professional Learning', where you will see our forum listed.